

Asymmetric Magnetic Reconnection in Partially Ionized Chromospheric Plasmas

Nicholas A. Murphy,¹ Vyacheslav S. Lukin,² and
John C. Raymond¹

¹Harvard-Smithsonian Center for Astrophysics, Cambridge, MA, USA

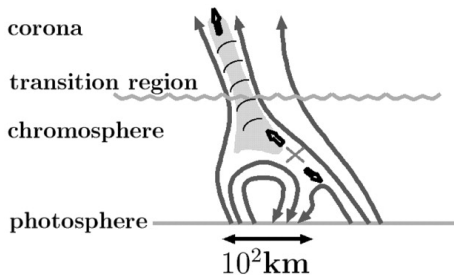
²Naval Research Laboratory, Washington, DC, USA

Living With a Star Science Meeting
Portland, Oregon, USA
November 2–6, 2014

Magnetic reconnection is ubiquitous in the chromosphere

- ▶ Plasma in the solar corona is typically \sim fully ionized
- ▶ The chromospheric ionization fraction ranges from $\lesssim 0.01$ – 0.5
- ▶ Reconnection time scales \lesssim ionization/recombination time scales \Rightarrow plasma often not in ionization equilibrium
- ▶ We perform simulations of asymmetric magnetic reconnection in partially ionized chromospheric plasmas
- ▶ Motivating questions:
 - ▶ How does asymmetry impact chromospheric reconnection?
 - ▶ What are the dynamics of the plasmoid instability?

Asymmetric reconnection in chromospheric jets



Shibata et al. (2007)

- ▶ Asymmetric inflow reconnection often occurs at the boundaries between different domains of plasma
 - ▶ Example: Earth's dayside magnetopause
- ▶ Chromospheric jets occur when newly emerged flux reconnects with pre-existing overlying flux
 - ▶ Naturally asymmetric!
- ▶ The chromosphere is a dynamic magnetized environment
 - ▶ Asymmetric reconnection should be the norm

HiFi is an implicit, modular spectral element framework with significant flexibility in the equations it solves

- ▶ Module for partially ionized plasmas
 - ▶ Meier & Shumlak (2012); Leake et al. (2012, 2013)
- ▶ Separate continuity, momentum, and energy equations for ions and neutrals
- ▶ Continuity equations include ionization and recombination
 - ▶ Non-equilibrium ionization
- ▶ Includes momentum/energy transfer between ions and neutrals, charge exchange, resistivity, and the Hall effect
- ▶ Thermal conduction is
 - ▶ Isotropic for neutrals
 - ▶ Anisotropic for ions
- ▶ Leake et al. (2012, 2013) present HiFi simulations of symmetric partially ionized reconnection

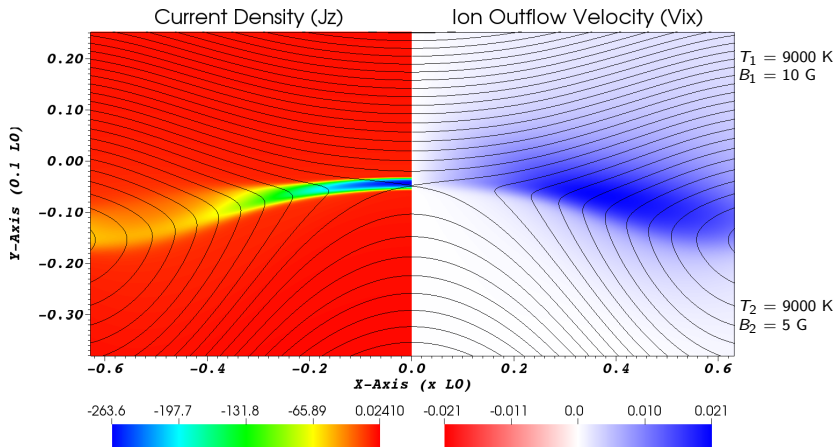
We perform simulations with symmetric and asymmetric upstream temperatures and magnetic field strengths

- ▶ Specify \mathbf{B} and T on each side, and calculate n_i and n_n so there is approximate total pressure balance (with $\beta \gtrsim 3$)
 - ▶ Assume initial ionization equilibrium
- ▶ Initial conditions require ion-neutral drift so forces acting on ions can balance forces acting on neutrals
- ▶ Electric field applied for $t < 5$ initiates reconnection
- ▶ We focus on one simulation with symmetric T and asymmetric \mathbf{B} :¹

$$T_1 = T_2 = 9000 \text{ K}$$
$$B_1 = 10 \text{ G}, B_2 = 5 \text{ G}$$

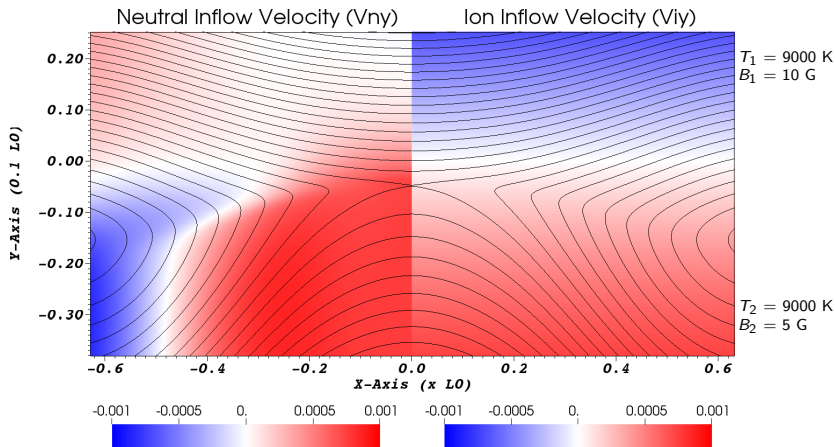
¹The normalizations are $B_0 = 10 \text{ G}$, $L_0 = 10 \text{ km}$, $V_0 = 126 \text{ km s}^{-1}$, and $n_0 = 3 \times 10^{16} \text{ m}^{-3}$

Current sheet structure: Symmetric **T**, Asymmetric **B**



- ▶ The ion and neutral outflows are tightly coupled
- ▶ Slightly arched current sheet; X-point on weak **B** side

Comparing inflow velocities: Symmetric T, Asymmetric B

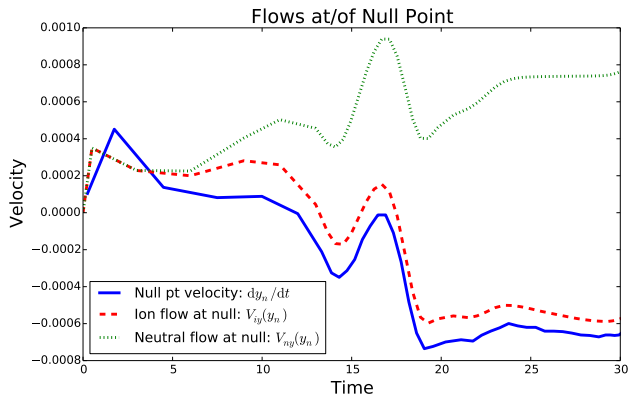


- ▶ Asymmetric decoupling between ions and neutrals in inflow
- ▶ Higher neutral pressure on bottom \rightarrow neutrals flow upward

How do the ion and neutral velocities at the X-point differ from the velocity of the X-point?

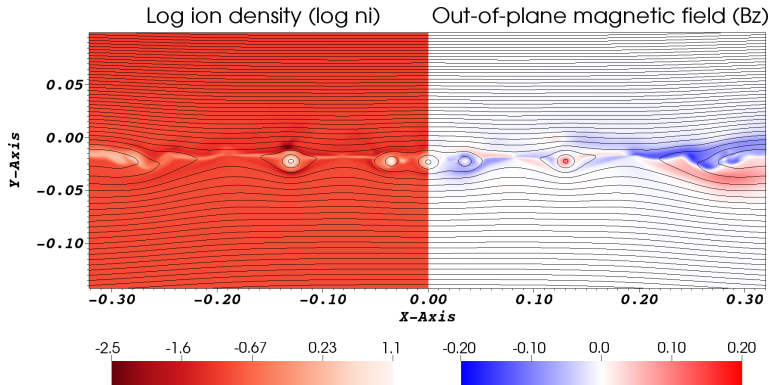
- ▶ The null point/X-point is at $y_n(t)$ along $x = 0$
- ▶ We compare three different quantities:
 - ▶ $\frac{dy_n}{dt}$: the velocity *of* the null point
 - ▶ $V_{iy}(y_n)$: the ion flow *at* the null point
 - ▶ $V_{ny}(y_n)$: the neutral flow *at* the null point
- ▶ Differences between $\frac{dy_n}{dt}$ and $V_{iy}(y_n)$ result from:
 - ▶ Resistive diffusion
 - ▶ The Hall effect
- ▶ Differences between V_{iy} and V_{ny} indicate momentum transfer between ions and neutrals

How do the ion and neutral velocities at the X-point differ from the velocity of the X-point?



- ▶ The null point drifts into the weak **B** upstream region
- ▶ Ion and neutral flows are in opposite directions
- ▶ Small difference between ion flow and null point velocity

Dynamics of the plasmoid instability



- ▶ Plasmoids bulge into weak field upstream region
- ▶ High ion density in plasmoids
- ▶ Hall fields of order $\sim 10\text{--}20\%$ of reconnecting field
 - ▶ Beginning of transition to Hall reconnection (!?)
 - ▶ Core fields in some plasmoids after merging

Connecting to solar observations and experiment

- ▶ Connecting to solar observations (e.g., *IRIS*)
 - ▶ Challenges
 - ▶ Non-equilibrium ionization of minor elements
 - ▶ Radiative transfer
 - ▶ Very short length scales
 - ▶ Confusion along line-of-sight
 - ▶ Opportunities
 - ▶ Predicting spectral signatures, velocities, physical conditions
 - ▶ Statistical properties of reconnection events (e.g., jets)
- ▶ Connecting to experiment (e.g., MRX; Lawrence et al. 2013)
 - ▶ Challenges
 - ▶ Limited separation of scales
 - ▶ Relatively modest plasma parameters
 - ▶ Opportunities
 - ▶ *In situ* diagnostic capabilities
 - ▶ Improved understanding of basic physics
 - ▶ Validation of simulation results

Summary & Conclusions

- ▶ The chromosphere is a dynamic magnetized environment, so asymmetric reconnection should be the norm
- ▶ We perform simulations of partially ionized reconnection with asymmetric upstream \mathbf{B} and T
 - ▶ Tight coupling of ions and neutrals in outflow
 - ▶ Asymmetric decoupling in inflow
- ▶ Plasmoid development late in time
 - ▶ Reaching scales where Hall effect becomes important
- ▶ Magnetic asymmetry \Rightarrow neutral flows through current sheet
 - ▶ Neutrals swept along with outflow originate from low- \mathbf{B} side
- ▶ Future work includes
 - ▶ Investigating dynamics of plasmoid instability
 - ▶ Non-equilibrium ionization to track elemental fractionation
 - ▶ Connecting to solar observations and laboratory experiments